

# CLARKE®

## POWER



### 32A 22KW EV CHARGING CABLE

MODEL NO: CEV32CC480

PART NO: 6267038

## OPERATING & MAINTENANCE INSTRUCTIONS

UK  
CA | CE



ORIGINAL INSTRUCTIONS

DL0226 Rev 1

# INTRODUCTION

Thank you for purchasing this CLARKE Electric Vehicle Charging Cable. Before attempting to use this product, please read this manual thoroughly and follow the instructions carefully. In doing so you will ensure the safety of yourself and that of others around you, and you can look forward to your purchase giving you long and satisfactory service. Please keep these instructions in a safe place for future reference.




# ENVIRONMENTAL RECYCLING POLICY



Through purchase of this product, the customer is taking on the obligation to deal with the WEEE in accordance with the WEEE regulations in relation to the treatment, recycling & recovery and environmentally sound disposal of the WEEE.

In effect, this means that this product must not be disposed of with general household waste. It must be disposed of according to the laws governing Waste Electrical and Electronic Equipment (WEEE) at a recognised disposal facility.

# SAFETY SYMBOLS

	<b>Read the instruction manual</b>		<b>DO NOT incinerate</b>
	<b>Warning: Battery Charging</b>		<b>Keep out of reach of children</b>
	<b>Warning: Risk of electrical shock if used incorrectly</b>		<b>Warning: Danger of death, serious injury or risk of burns</b>

---

# GENERAL SAFETY

---

## PRECAUTIONS

- **DO NOT** disassemble or modify this charging cable. If there is a problem with the charging cable contact your CLARKE dealer.
- **DO NOT** use this charging cable if it is defective or appears damaged such as swelling, liquid leakage, burnt smell etc.
- **DO NOT** put this charging cable in a microwave oven, high pressure container or vacuum chamber.
- **DO NOT** immerse this charging cable in liquid or flush it for cleaning.
- The plug must not be in contact with water or heat sources. Before and after each use check whether the surface of the charging plug is damaged and whether the cable is broken.
- Keep the charging cable in a dry location.
- **DO NOT** trap, crush, fold, knot or pull the cable.
- Only turn on the power/charger once both ends of the cable are securely connected to their appropriate outlets.

## PERSONAL SAFETY

- Keep children and animals away from the charging cable when stored or in use.
- Within the working area, the user is responsible for any damage or injury to third parties that may be caused by the use of the cable.
- During use, make sure the cable is **NOT** a trip hazard.
- **DO NOT** use with wet hands, and take extra care if charging in the rain.
- **NEVER** put fingers or any implement into the plug sockets, especially if the cable is connected at the other end.

## WORKING WITH THE CHARGING CABLE

- Before first use, check the specifications of your electric vehicle to ensure compatibility.
- Before using the charging cable, **ALWAYS** check the cable for any damage and **DO NOT** use unless in perfect working order.
- **DO NOT** use the charging cable while driving the vehicle.
- **DO NOT** plug cable into damaged, corroded or loose power outlets or car sockets.

- **DO NOT** use the charging cable if there is corrosion to the contacts or pins.
- Before driving the vehicle, **ALWAYS** make sure that the charging cable has been disconnected from both the charging station and the vehicle.
- In hot weather, **DO NOT** leave the charging cable in a vehicle. This could permanently damage the charging cable.

---


## SPECIFICATIONS

---

Item	Specification
Model	CEV32CC480
Part Number	6267038
Weight	3.1kg
Size (H x W x D) (Storage Case)	100mm x 410mm x 410mm
Cable Length	Relaxed: 1.2m, Full Extension: 3.2m
Operating Temperature	-25°C - 45°C / -13°F - 113°F
Nominal Voltage	480V AC
Nominal Frequency	50 - 60Hz
Number of Phases	Three Phase
Maximum Charge Current	32A
Maximum Charging Capacity	22kW
Ingress Protection Rating (IP)	Unmated: IP55, Mated: IP65
Connector Plug	Type 2 (In accordance with EN 62196-2)

Please note that the details and specifications contained herein, are correct at the time of going to print. However, CLARKE International reserve the right to change specifications at any time without prior notice.

## OVERVIEW



## OVERVIEW LIST

NO	DESCRIPTION	NO	DESCRIPTION
1	Coiled Charging Cable	4	Rubber Dust Cap
2	Type 2 Male Connector Plug	5	Storage Case
3	Type 2 Female Connector Plug		

---

## INSTRUCTION FOR USE

---


### START

1. Take the male end of the cable and remove the rubber dust cap from the plug.
2. Push the plug into the charging station, making sure the plug is fully inserted.
3. Take the female end of the cable and remove the rubber dust cap from the plug.
4. Push the plug into the vehicle charging port, making sure the plug is fully inserted.
5. Activate the charging station to charge the vehicle.



### FINISH

1. Confirm the charging process has been completed on both the charging station and the vehicle.
2. Turn off the charging station.
3. Unplug the cable from the vehicle and replace the rubber dust cap on the plug.
4. Unplug the cable from the charging station and replace the rubber dust cap on the plug.
5. Replace the cable in the storage case.



---

## STORAGE & MAINTENANCE

---

1. For safety reasons, **DO NOT** store the product in an ambient temperature above 45°C or below -10°C for extended periods of time.
2. **ALWAYS** store with the rubber dust caps on the plugs.
3. **NEVER** clean the cable when connected to a vehicle or charging station.
4. To clean, wipe surfaces and contacts with a clean dry cloth. **DO NOT** use any chemical or abrasive cleaning solutions or materials.
5. **DO NOT** immerse the cable and/or plugs in liquid.

# DECLARATIONS OF CONFORMITY

**UKCA**

**Clarke**  
INTERNATIONAL

Hemmill Street, Epping, Essex, CM16 4LG

**DECLARATION OF CONFORMITY**

**This is an important document and should be retained.**

We hereby declare that this product(s) complies with the following legislation:

*The Electrical Equipment (Safety) Regulations 2016*  
*The Restriction of the Use of Certain Hazardous Substances in Electrical and Electronic Equipment Regulations 2012*


**The following standards have been applied to the product(s):**

IEC 62321-4:2013+AMD1:2017, EN IEC 61851-1:2019, EN ISO 17075-1:2017, IEC 62321-7-1:2015, IEC 62321-3-1:2013, IEC 62321-7-2:2017, IEC 62321-8:2017, IEC 62321-5:2013, IEC 62321-6:2015, EN 62196-1:2014, EN 62196-2:2017

The technical documentation required to demonstrate that the product(s) meet(s) the requirement(s) of the aforementioned legislation has been compiled and is available for inspection by the relevant enforcement authorities.

**The UKCA mark was first applied in: 2024**

**Product Description:** EV Charge Cable  
**Model Number(s):** CEV32CC480  
**Serial/Batch Number:** Refer to product/packaging label  
**Date of Issue:** 12/11/2024

Signed:   
J.A. Clarke  
Director

CEV32CC480 UKCA Clarke DOC 111224

Page 1 of 1

**CE**

**Clarke**  
INTERNATIONAL

Fitzwilliam Hall, Fitzwilliam Place, Dublin 2

**DECLARATION OF CONFORMITY**

**This is an important document and should be retained.**

We hereby declare that this product(s) complies with the following legislation:

*2014/35/EU* *Low Voltage Directive*  
*2011/65/EU* *Restriction of Hazardous Substances (RoHS) Directive*


**The following standards have been applied to the product(s):**

IEC 62321-4:2013+AMD1:2017, EN IEC 61851-1:2019, EN ISO 17075-1:2017, IEC 62321-7-1:2015, IEC 62321-3-1:2013, IEC 62321-7-2:2017, IEC 62321-8:2017, IEC 62321-5:2013, IEC 62321-6:2015, EN 62196-1:2014, EN 62196-2:2017

The technical documentation required to demonstrate that the product(s) meet(s) the requirement(s) of the aforementioned legislation has been compiled and is available for inspection by the relevant enforcement authorities.

**The CE mark was first applied in: 2024**

**Product Description:** EV Charge Cable  
**Model Number(s):** CEV32CC480  
**Serial/Batch Number:** Refer to product/packaging label  
**Date of Issue:** 12/11/2024

Signed:   
J.A. Clarke  
Director

CEV32CC480 CE Clarke DOC 111224

Page 1 of 1

# A SELECTION FROM THE VAST RANGE OF

# Clarke®

## QUALITY PRODUCTS



**AIR COMPRESSORS**  
From DIY to industrial, Plus air tools, spray guns and accessories.

**GENERATORS**  
Prime duty or emergency standby for business, home and leisure.

**POWER WASHERS**  
Hot and cold, electric and engine driven - we have what you need

**WELDERS**  
Mig, Arc, Tig and Spot. From DIY to auto/industrial.

**METALWORKING**  
Drills, grinders and saws for DIY and professional use.

**WOODWORKING**  
Saws, sanders, lathes, mortisers and dust extraction.

**HYDRAULICS**  
Cranes, body repair kits, transmission jacks for all types of workshop use.

**WATER PUMPS**  
Submersible, electric and engine driven for DIY, agriculture and industry.

**POWERTOOLS**  
Angle grinders, cordless drill sets, saws and sanders.

**STARTERS/CHARGERS**  
All sizes for car and commercial use.



## PARTS & SERVICE: 0208 988 7400

**Parts Enquiries**  
[Parts@clarkeinternational.com](mailto:Parts@clarkeinternational.com)

**Servicing & Technical Enquiries**  
[Service@clarkeinternational.com](mailto:Service@clarkeinternational.com)

SALES: UK 01992 565333 or Export 00 44 (0)1992 565335

**Clarke®** INTERNATIONAL Hemnall Street, Epping, Essex CM16 4LG  
[www.clarkeinternational.com](http://www.clarkeinternational.com)